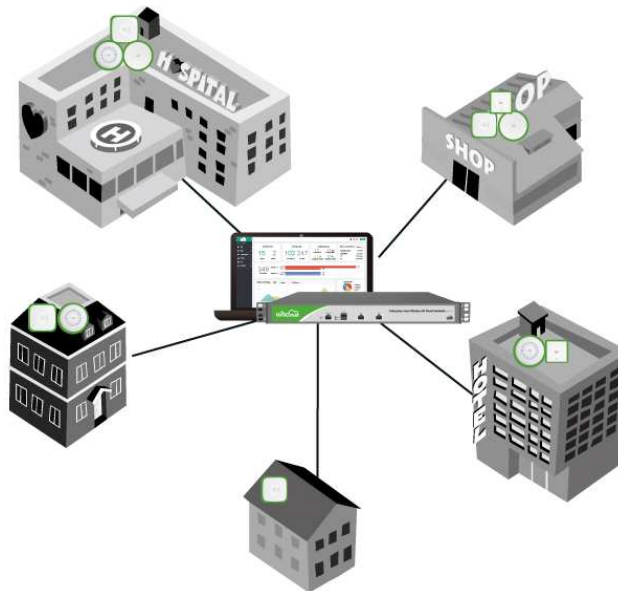


Access Point 1750Mbps AC Wis WCAP-AC-PRO Cloud

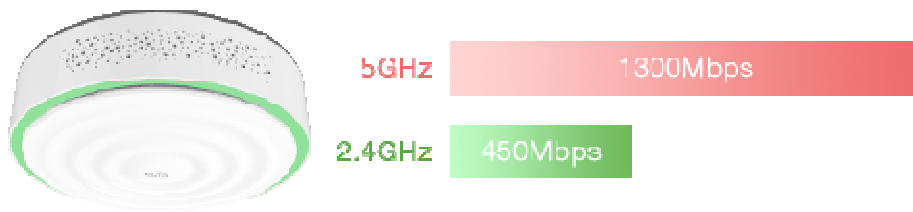
Product Overview

The WisCloud Indoor Access Point is the innovative series of products with remarkable performance in their features. All configuration and management is centrally and effectively operated by the WisCloud Controller.



3x3 MIMO High Speed

Featuring 3* 2.4GHz and 3*5GHz high power radio, WCAP-AC-Pro can provide up to 1750Mbps dual band concurrent wireless speed.



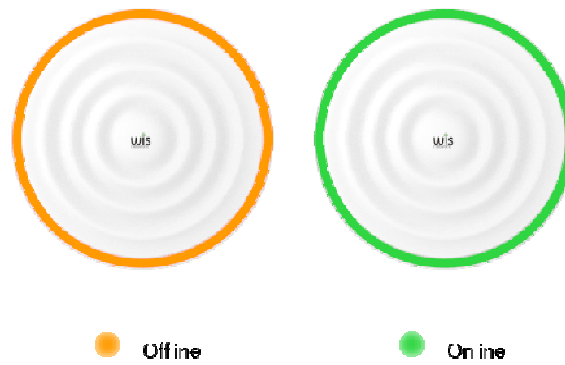
Enterprise Level Radio Chip-set

The high speed 720MHz Atheros CPU and 128MB DDR makes WisCloud access points much powerful to provide a stable connectivity and multifunctional wireless networks.



Intuitive LED Status

The fashion LED of WCAP-AC-Pro can easily show the online and offline status to cloud platform.



Compact Package Design

To save the space of package, we are now improving the package size, saving much cost for transportation.



Cloud-Managed Wireless Networks

Deploy WisCloud AP and scale up easily without any on-site controllers, truly cloud architecture.



Physical Characteristics

Processor	Atheros SoC 720MHz
Flash / Memory	128MB DDR, 16MB Flash
LAN Port	1*10/100/1000M Gigabit
Button	Reset
Power	48VDC/0.32A 802.3af
Dimension	φ180*56mm
Mounting	Ceiling Mount/Wall Mount
Certification	CE/RoHS
Max Power Consumption	15W
Working Temperature	-10°C~60°C
Working Humidity	0%~95% non-condensing

Advanced Characteristics

Mode	Fat AP/Fit AP
VLAN	802.1q
Guest Policy	Web Portal/Password
MAC Filter	Blacklist
User QoS	Speed Limit by User Group
Traffic History	Duration/Download/Upload
Load Balance	Online User / Bandwidth
Roaming	Supported

Wireless Characteristics

Wi-Fi Standard	802.11ac/n/a/g/b
----------------	------------------

Frequency	2.4GHz&5GHz
Speed	1750Mbps
Max Tx Power	27dBm (23dBm for Philippines ONLY)
Antenna	3dBi Dual-Pola Omni
Multi-SSID	up to 8 SSID Per Radio
Wireless Security	WEP, WPA-PSK, WPA-Enterprise (WPA/WPA2, TKIP/AES)
Concurrent Clients	150+
Coverage Range	200m

More information:

www.wisnetworks.com



Access Point **Indoor series**

Models: WCAP / WCAP-HP / WCAP-W / WCAP-AC / WCAP-AC-PRO / WCAP-WS / WCAP-AC-W / WCAP-AC-L

The WisCloud Access Point is the innovative series of products with remarkable performance in their features. All configuration and management is centrally and effectively operated by the same set of WisCloud Controller. It would be much easier to monitor the massive APs and more efficient to maintain the enterprise networks.

WISNETWORKS TECHNOLOGIES CO., LTD.

Address: No.77, FuTe West 3 Road, China (Shanghai) Pilot Free Trade Zone

E-mail: info@wisnetworks.com

Web: www.wisnetworks.com



Integrated Fit AP + AC Architecture

WisCloud Controller is refined designed to suit all Wisnetworks enterprise class AP equipments. A single controller can centrally supervise and manage the WiFi networks and multiple, distributed APs could be taken care and work in a more effective way.

Easy-to-use Interface

No special training is required to operate the controller system. The main parameters of one/multi-WLAN networks is available on the dashboard. Simple design would also help to easily realize the real-time status monitoring and customized configurations.

One minute network configuration

Using the intelligent centrally management between Ac and AP can quickly synchronize wireless configuration into each AP to complete a unified construction of the wireless network.

Powerful and Various APs Optional

The wireless speed of WisCloud AP varies from 300Mbps to 1167Mbps due to different requirements. The diverse tx power, antenna gain and installation method of AP features can adapt to different environments.

Remarkable Performance

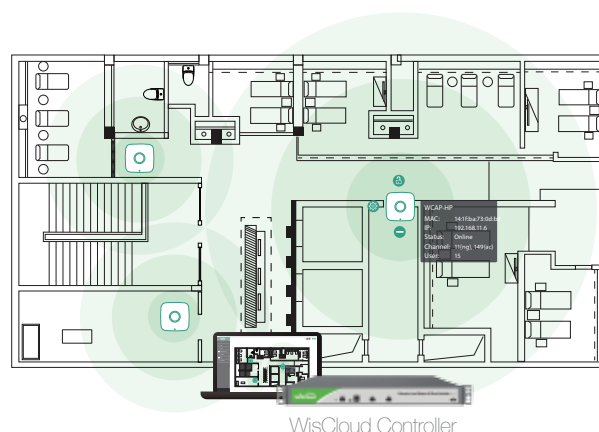
WisCloud AP possess enterprise class features and outstanding characters . Comparing to the same performance products in the market, WisCloud AP has significantly competitive price.

On-site & Cloud Management

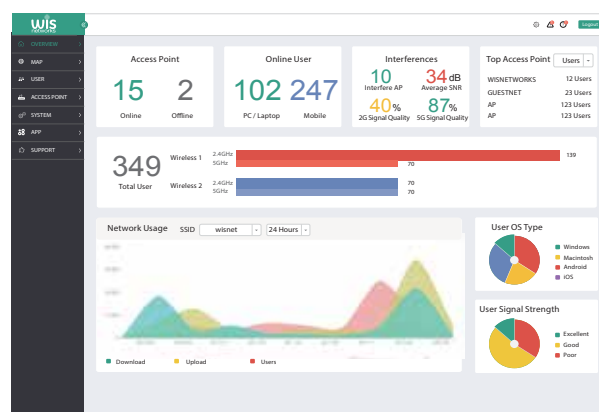
The controller hardware can be installed either in networking room/rack or in the cloud bundled with software for local or remote management.

Unlimited AP Numbers


Unlimited AP numbers controlled by WisCloud controller would provide best experience for customers to plan and expand the WLAN networks.



Integrated Fit AP + AC Architecture



Easy-to-use Interface



One Wiscloud Controller Supports for Unlimited AP Numbers

WisCloud AP Features

Enterprise Level Radio Chipset

The high speed 720MHz Atheros CPU and 128MB DDR makes WisCloud access points much powerful to provide a stable connectivity and multifunctional wireless networks.

Supports Fat AP & Fit AP Mode

Fit AP has "zero-config" and all wireless network solution is completed by integrated fit ap and controller. While fat AP is quite perfect for users who owns a few APs, working with standalone. Fit AP is more suitable for enterprise / ISP level wireless network and massive deployment. WisCloud AP supports both alternatives.

Easy Installation

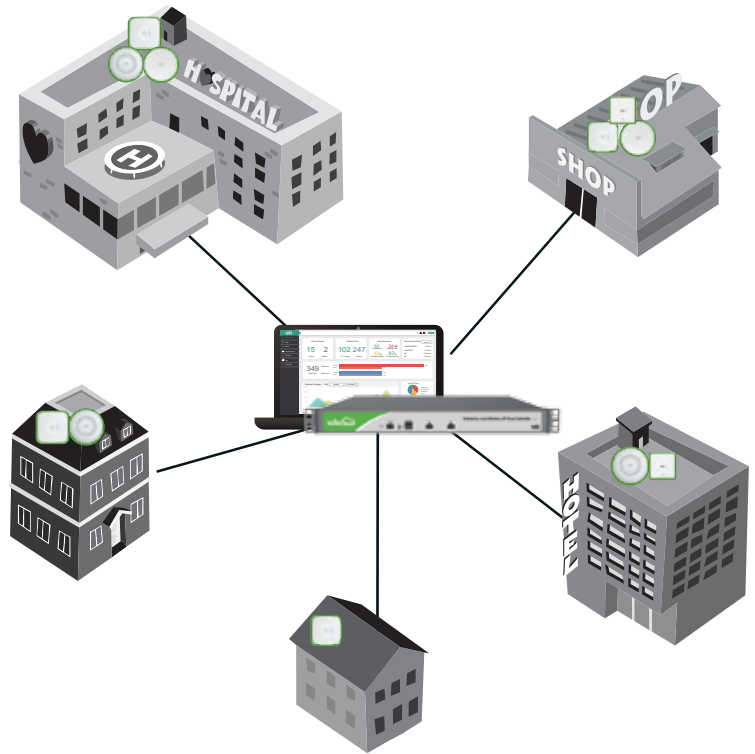
With our mounting kits, customers can easily mount it in different indoor conditions. While the AP is mounted on the ceiling or on the wall, you can avoid most interference and extend your Wi-Fi coverage.

Support for Standard/Passive PoE

WisCloud Access Point is able to be supplied power by a power injector using 24VDC or 802.3af(48 VDC) PoE technology and make it more flexible to deploy the device in indoor ceiling environment.

Various APs Optional

To meet different requirements from customers, we provide corresponding AP with different feature parameters including frequency, speed, tx power and installation method etc.



	WCAP	WCAP-HP	WCAP-AC-L	WCAP-AC	WCAP-AC-PRO	WCAP-W	WCAP-WS	WCAP-AC-W
Frequency	2.4GHz	2.4GHz	2.4GHz & 5GHz	2.4GHz & 5GHz	2.4GHz & 5GHz	2.4GHz	2.4GHz	2.4GHz & 5GHz
2.4GHz speed	300Mbps	300Mbps	300Mbps	300Mbps	450Mbps	300Mbps	300Mbps	300Mbps
2.4GHz MIMO	2*2	2*2	2*2	2*2	3*3	2*2	2*2	2*2
5GHz speed	-	-	433Mbps	867Mbps	1300Mbps	-	-	433Mbps
5GHz MIMO	-	-	1*1	2*2	3*3	-	-	1*1
PoE	24VDC	24VDC	802.3af(48VDC)	802.3af(48VDC)	802.3af(48VDC)	802.3af(48VDC)	802.3af(48VDC)	802.3af(48VDC)
Ceiling Mount	√	√	√	√	√	-	-	-
Wall Mount	√	√	√	√	√	√	√	√
Tx power	20dbm	27dbm	23dbm	23dbm	27dbm	17dbm	17dbm	17dbm
Distance	120m	180m	150m	150m	200m	50m	50m	50m

Specifications

WCAP

WisCloud Access Point

Physical Characteristics	
Processor	Atheros SoC 560MHz
Flash / Memory	64MB DDR, 16MB Flash
LAN Port	1*10/100M Base-T
Button	Reset
Power	24VDC/0.75A Passive PoE
Max Power Consumption	6W
Working Temperature	-10℃~60℃
Working Humidity	10%~95% non-condensing
Dimension	φ 160*30mm
Mounting	Ceiling Mount/Wall Mount
Certification	CE/RoHS
Wireless Characteristics	
Wi-Fi Standard	802.11n/g/b
Frequency	2.4GHz
Speed	300Mbps
Max Tx Power	20dBm
Antenna	3dBi Dual-Pola Omni
Multi-SSID	up to 8 SSID Per Radio
Wireless Security	WEP, WPA-PSK, WPA-Enterprise (WPA/WPA2, TKIP/AES)
Concurrent Clients	100+
Coverage Range	120m
Advanced Characteristics	
Mode	Fat AP/Fit AP
VLAN	802.1q
Guest Policy	Web Portal/Password
MAC Filter	Blacklist
User QoS	Speed Limit by User Group
Traffic History	Duration/Download/Upload
Load Balance	Online User / Bandwidth
Wireless Uplink	Supported

Specifications

WCAP-HP

WisCloud Hi-Power Access Point

Physical Characteristics	
Processor	Atheros SoC 560MHz
Flash / Memory	64MB DDR,16MB Flash
LAN Port	1*10/100M Base-T
Button	Reset
Power	24VDC/0.75A Passive PoE
Max Power Consumption	10W
Working Temperature	-10℃~60℃
Working Humidity	10%~95% non-condensing
Dimension	φ 195*45mm
Mounting	Ceiling Mount/Wall Mount
Certification	CE/RoHS
Wireless Characteristics	
Wi-Fi Standard	802.11n/g/b
Frequency	2.4GHz
Speed	300Mbps
Max Tx Power	27dBm
Antenna	3dBi Dual-Pola Omni
Multi-SSID	up to 8 SSID Per Radio
Wireless Security	WEP, WPA-PSK, WPA-Enterprise (WPA/WPA2, TKIP/AES)
Concurrent Clients	100+
Coverage Range	180m
Advanced Characteristics	
Mode	Fat AP/Fit AP
VLAN	802.1q
Guest Policy	Web Portal/Password
MAC Filter	Blacklist
User QoS	Speed Limit by User Group
Traffic History	Duration/Download/Upload
Load Balance	Online User / Bandwidth
Wireless Uplink	Supported

Specifications

WCAP-AC-L

WisCloud 802.11ac Dual-Band Access Point Lite

Physical Characteristics	
Processor	Atheros SoC 600MHz
Flash / Memory	128MB DDR, 16MB Flash
LAN Port	1*10/100M
Button	Reset
Power	48VDC/0.32A 802.3af
Max Power Consumption	8W
Working Temperature	-10℃ ~60℃
Working Humidity	0%~95% non-condensing
Dimension	φ 160*30mm
Mounting	Ceiling Mount/Wall Mount
Certification	CE/RoHS
Wireless Characteristics	
Wi-Fi Standard	802.11ac/n/a/g/b
Frequency	2.4GHz&5GHz
Speed	733Mbps
Max Tx Power	23dBm
Antenna	3dBi Dual-Pola Omni
Multi-SSID	up to 8 SSID Per Radio
Wireless Security	WEP, WPA-PSK, WPA-Enterprise (WPA/WPA2, TKIP/AES)
Concurrent Clients	150+
Coverage Range	150m
Advanced Characteristics	
Mode	Fat AP/Fit AP
VLAN	802.1q
Guest Policy	Web Portal/Password
MAC Filter	Blacklist
User QoS	Speed Limit by User Group
Traffic History	Duration/Download/Upload
Load Balance	Online User / Bandwidth
Wireless Uplink	Supported

Specifications

WCAP-AC

WisCloud 802.11ac Dual-Band Access Point

Physical Characteristics	
Processor	Atheros SoC 720MHz
Flash / Memory	128MB DDR, 16MB Flash
LAN Port	1*10/100/1000M Gigabit
Button	Reset
Power	48VDC/0.32A 802.3af
Max Power Consumption	12W
Working Temperature	-10℃ ~60℃
Working Humidity	0%~95% non-condensing
Dimension	168*168*30mm
Mounting	Ceiling Mount/Wall Mount
Certification	CE/RoHS
Wireless Characteristics	
Wi-Fi Standard	802.11ac/n/a/g/b
Frequency	2.4GHz&5GHz
Speed	1167Mbps
Max Tx Power	23dBm
Antenna	3dBi Dual-Pola Omni
Multi-SSID	up to 8 SSID Per Radio
Wireless Security	WEP, WPA-PSK, WPA-Enterprise (WPA/WPA2, TKIP/AES)
Concurrent Clients	150+
Coverage Range	150m
Advanced Characteristics	
Mode	Fat AP/Fit AP
VLAN	802.1q
Guest Policy	Web Portal/Password
MAC Filter	Blacklist
User QoS	Speed Limit by User Group
Traffic History	Duration/Download/Upload
Load Balance	Online User / Bandwidth
Wireless Uplink	Supported

Specifications

WCAP-W

WisCloud In Wall Access Point

Physical Characteristics	
Processor	Atheros SoC 560MHz
Flash / Memory	64MB DDR, 16MB Flash
LAN Port	1*10/100M Base-T PoE 2*10/100M RJ45, 1*RJ11 Telephone
Button	Reset
Power	48VDC/0.32A 802.3af
Max Power Consumption	4W
Working Temperature	-10℃ ~60℃
Working Humidity	10%~95% non-condensing
Dimension	86*86*32mm
Mounting	Wall Mount
Certification	CE/RoHS
Wireless Characteristics	
Wi-Fi Standard	802.11n/g/b
Frequency	2.4GHz
Speed	300Mbps
Max Tx Power	17dBm
Antenna	2dBi Dual-Pola Omni
Multi-SSID	up to 8 SSID Per Radio
Wireless Security	WEP, WPA-PSK, WPA-Enterprise (WPA/WPA2, TKIP/AES)
Concurrent Clients	50+
Coverage Range	50m
Advanced Characteristics	
Mode	Fat AP/Fit AP
VLAN	802.1q
Guest Policy	Web Portal/Password
MAC Filter	Blacklist
User QoS	Speed Limit by User Group
Traffic History	Duration/Download/Upload
Load Balance	Online User / Bandwidth
Wireless Uplink	Supported

Specifications

WCAP-AC-PRO

WisCloud 802.11ac 3*3 Dual-Band Access Point

Physical Characteristics	
Processor	Atheros SoC 720MHz
Flash / Memory	128MB DDR, 16MB Flash
LAN Port	1*10/100/1000M Gigabit
Button	Reset
Power	48VDC/0.32A 802.3af
Max Power Consumption	15W
Working Temperature	-10℃~60℃
Working Humidity	0%~95% non-condensing
Dimension	φ 180*56mm
Mounting	Ceiling Mount/Wall Mount
Certification	CE/RoHS
Wireless Characteristics	
Wi-Fi Standard	802.11ac/n/a/g/b
Frequency	2.4GHz&5GHz
Speed	1750Mbps
Max Tx Power	27dBm
Antenna	3dBi Dual-Pola Omni
Multi-SSID	up to 8 SSID Per Radio
Wireless Security	WEP, WPA-PSK, WPA-Enterprise (WPA/WPA2, TKIP/AES)
Concurrent Clients	150+
Coverage Range	200m
Advanced Characteristics	
Mode	Fat AP/Fit AP
VLAN	802.1q
Guest Policy	Web Portal/Password
MAC Filter	Blacklist
User QoS	Speed Limit by User Group
Traffic History	Duration/Download/Upload
Load Balance	Online User / Bandwidth
Wireless Uplink	Supported

Specifications

WCAP-WS

WisCloud In Wall Slim Access Point

Physical Characteristics	
Processor	Atheros SoC 600MHz
Flash / Memory	64MB DDR,16MB Flash
LAN Port	1*10/100M Base-T PoE,1*10/100M Base-T
Button	Reset,Touch Button
Power	48VDC/0.32A 802.3af
Max Power Consumption	4W
Working Temperature	-10℃ ~60℃
Working Humidity	10%~95% non-condensing
Dimension	86*86*30mm
Mounting	Wall Mount
Certification	CE/RoHS
Wireless Characteristics	
Wi-Fi Standard	802.11n/g/b
Frequency	2.4GHz
Speed	300Mbps
Max Tx Power	17dBm
Antenna	2dBi Dual-Pola Omni
Multi-SSID	up to 8 SSID Per Radio
Wireless Security	WEP, WPA-PSK, WPA-Enterprise (WPA/WPA2, TKIP/AES)
Concurrent Clients	50+
Coverage Range	50m
Advanced Characteristics	
Mode	Fat AP/Fit AP
VLAN	802.1q
Guest Policy	Web Portal/Password
MAC Filter	Blacklist
User QoS	Speed Limit by User Group
Traffic History	Duration/Download/Upload
Load Balance	Online User / Bandwidth
Wireless Uplink	Supported

Specifications

WCAP-AC-W

WisCloud 802.11ac Dual-Band In Wall Access Point

Physical Characteristics	
Processor	Atheros SoC 600MHz
Flash / Memory	128MB DDR, 16MB Flash
LAN Port	1*10/100M Base-T PoE, 2*10/100M Base-T
Button	Reset
Power	48VDC/0.32A 802.3af
Max Power Consumption	6W
Working Temperature	-10℃ ~60℃
Working Humidity	0%~95% non-condensing
Dimension	86*86*30mm
Mounting	Wall Mount
Certification	CE/RoHS
Wireless Characteristics	
Wi-Fi Standard	802.11ac/n/a/g/b
Frequency	2.4GHz&5GHz
Speed	733Mbps
Max Tx Power	17dBm
Antenna	2dBi Dual-Band Omni
Multi-SSID	up to 8 SSID Per Radio
Wireless Security	WEP, WPA-PSK, WPA-Enterprise (WPA/WPA2, TKIP/AES)
Concurrent Clients	100+
Coverage Range	50m
Advanced Characteristics	
Mode	Fat AP/Fit AP
VLAN	802.1q
Guest Policy	Web Portal/Password
MAC Filter	Blacklist
User QoS	Speed Limit by User Group
Traffic History	Duration/Download/Upload
Load Balance	Online User / Bandwidth
Wireless Uplink	Supported



DECLARATION OF CONFORMITY

We, Importer/Distributor **DOTMEDIA LTD**

KATEVASIAS & NTALIAS 18 AXARNAI, GREECE

In accordance with the following Directives:

**EMC Directive 2004/108/EC, Low Voltage Directive 2006 /95/EC,
R&TTE Directive 1999/5/EC**

The product is compatible with the following norms/standards

<u>Applied Standards</u>	<u>Report No.</u>
Article 3.2 : Effective Use OF the Radio Spectrum ETSI EN 300 328 V1.7.1 (2006-10)	TEK-2013NT1213776R1 (07/01/2015)
Article 3.1b : Electromagnetic Compatibility ETSI EN 301 489-17 V2.2.1 (2012-09) ETSI EN301 489-1 V1.9.2 (2011-09)	NTEK-2013NT1213774E1 (07/01/2015)
Article 3.1a : Health and Safety ETSI EN 62311:2008 EN 60950-1:2006+A11:2009+A1:2010+A12:2011	NTEK-2013NT1213774H (07/01/2015) NTEK-2013NT1213776S (23/01/2015)

Hereby we declare that:

Equipment ACCESS POINTS
Model number
D5230/G5250/D523AC/WCAP/WCAP-AC-OS/WCAP-AC-OL
/WCAP-AC/WCAP-AC-L/WCAP-AC/WCAP-AC-PRO/WCAP/WCAP-
WS/WCAP-AC-W/WCAP-HP/WCAP V2-5pcs/WCAP-AC-L-
5pcs/WCAP-AC-5pcs/ WIS-S800AC/WIS-S806AC/
Brand name WISnetworks

Is in conformity with the applicable requirements of the following documents

I hereby declare that the equipment named above has been designed to comply with the
Relevant sections of the above referenced specifications. The unit complies with all
Applicable Essential Requirements of the Directives

Place and date of issue

AXARNAI, 09/03/2018

Signature

DOTMEDIA ΕΜΠΟΡΙΑ ΑΝΑΛΩΣΙΜΩΝ ΕΙΔΩΝ
& ΕΦΑΡΜΟΓΩΝ ΠΛΗΡΟΦΟΡΙΚΗΣ ΕΠΕ
ΧΩΝΔΡΙΚΟ ΕΜΠΟΡΙΟ ΠΛΗΡΟΦΟΡΙΚΗΣ ΕΞΟΡΧΗΣ
ΚΑΤΕΒΑΣΙΑΣ 18 & ΝΤΑΛΙΑΣ, ΑΧΑΡΝΕΣ Τ.Κ. 116671
Α.Φ.Μ.: 999075747 Δ.Ο.Υ.: ΑΧΑΡΝΩΝ
ΤΗΛ.: 210 2849836, 210 2840486, 210 2849419
FAX: 210 2446835

(Theodoros Mavroeidis)